



Illowa Irregulars
Indoor Shoot &
Swap Meet
March 19, 2023



MATCH BOOK W/ STAGE DESCRIPTIONS

Illowa Irregulars **Annual Indoor Match and Swap Meet** is scheduled for March 19, 2023. Doors open at 8:00 a.m. Safety briefing at 9:45 a.m. Come on out and shake some of that winter rust off at the indoor match.

SWAP MEET: The **Swap Meet** is your chance to trade the stuff (guns, gear, and clothes) you no longer need or perhaps buy some gear, clothes, and possibly guns that you can't live without.

We've four stages that should prove to be ideal for an early season preparatory shoot.



STAGE 1

Ammo requirements/gun staging

10 Pistol/holstered or staged on the right table

10 Rifle staged on the left table

Shooting Order: Pistol, Rifle

Starting Position: Standing at the right table, pistol(s) in hand

After the TO instructs you to begin, when you're ready say: "I Didn't Know They Shuffled In Arkansas!"

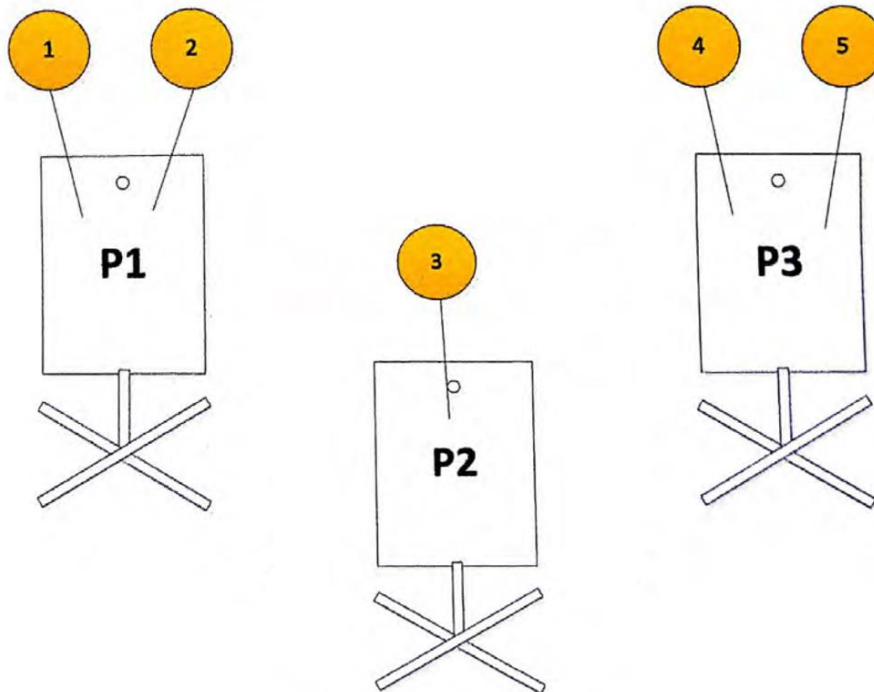
Course of Fire: ATB:

⇒ With pistols and rifle, **engage the targets in an *Arkansas Shuffle Sweep* from either end (12-3-45), then repeat from the same direction**

* (Pistols may be safely staged on the right table or holstered when finished shooting the pistols. If holstered they should be tabled and unloaded at the rifle table.)

Arkansas Shuffle

5 shots on 3 targets.



Also listed as 1-1-2-3-3

STAGE 2

Ammo requirements/gun staging

10 Pistol holstered or staged on the left table

10 Rifle staged on the right table

Shooting Order: Rifle, Pistol

Starting Position: Standing at the left table, hands touching hat

After the TO instructs you to begin, when you're ready say: "Hey, Isn't This A Double-tap Nevada Sweep?"

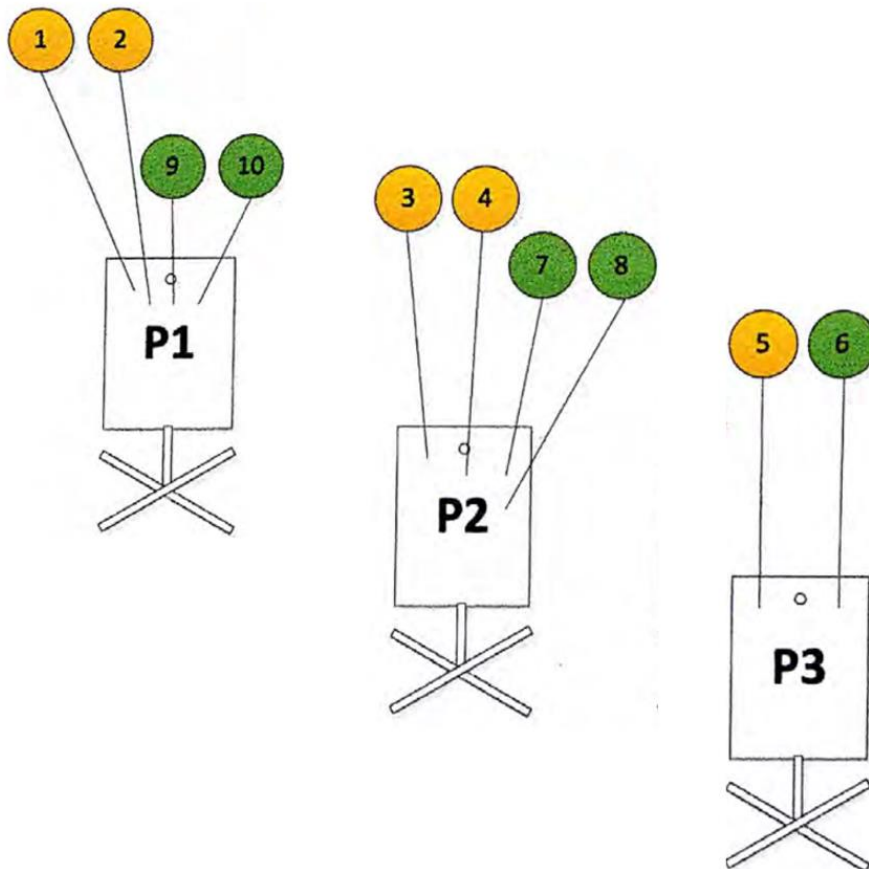
Course of Fire: ATB:

⇒ With pistols and rifle, **engage the targets in a Kansas City Sweep, known in these parts as a Double-tap Nevada Sweep. Sweep from either end (11-22-33-22-11)**

Kansas City Sweep

Essentially a Nevada sweep with double taps.

10 shots on 3 targets.



Also listed as 1-1-2-2-3-3-2-2-1-1

STAGE 3

Ammo requirements/gun staging

10 Pistol holstered or staged on either table

10 Rifle staged on the non-pistol table

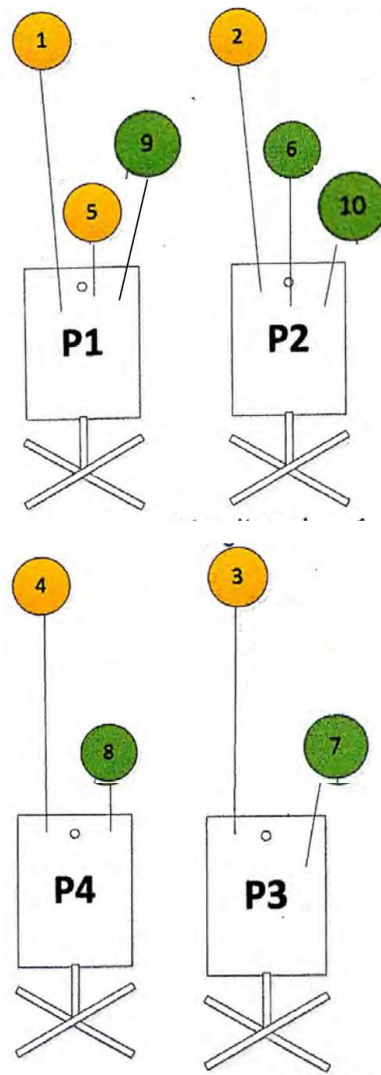
Shooting Order: Shooter's Choice

Starting Position: Standing at gun of choice, hands at SASS default

After the TO instructs you to begin, when you're ready say: "I'm As Ready As I'll Ever Be"

Course of Fire: ATB:

⇒ With pistols and rifle, **engage the targets in a continuous clockwise sweep, beginning with the P1 target. (1,2,3,4,1,2,3,4,1,2)**



Also listed as 1,2,3,4,1,2,3,4,1,2

STAGE 4

Ammo requirements/gun staging

10 Pistol holstered or staged on either table

10 Rifle staged on the non-pistol table

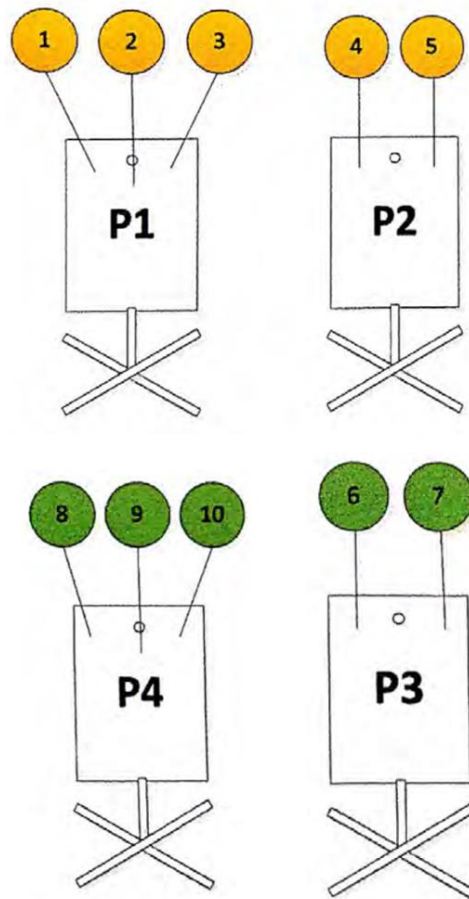
Shooting Order: Shooter's Choice

Starting Position: Standing at gun of choice, hands at SASS default

After the TO instructs you to begin, when you're ready say: "OK, Let's get this over with."

Course of Fire: ATB:

⇒ With pistols and rifle, **engage the targets in a 3-2-2-3 continuous clockwise sweep, beginning with the P1 target. (1,1,1,2,2,3,3,4,4,4)**



Also listed as 1,1,1,2,2,3,3,4,4,4