

Illowa Irregulars May 2023 Shoot – 21 May 2023

Stage 1— *Shooting State Record Stage to establish the initial set of Illowa Irregulars Club Records*

Ammo requirements/Gun staging:

- 10 Pistol – 5 rounds each/holstered
- 10 Rifle – Staged in doorway
- 4+ Shotgun – Staged in doorway

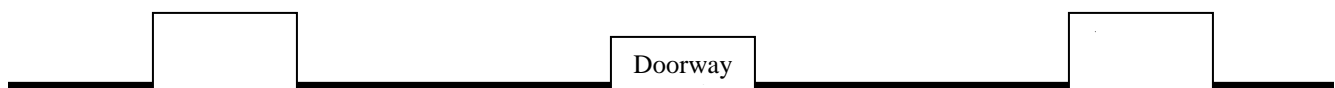

Over the winter we bought some new targets! Let's christen them by shooting the standardized State Record Stage to establish our initial set of Illowa Irregular Club Records. We'll be shooting this stage again in August at the 2023 Illinois State Championship in order to establish the very first set of Illinois State Records, as well as update the existing set of Illowa Irregular Club records.

Starting Position: Standing in doorway with hands at low surrender (wrists above respective shoulders and visible from behind)

Shooting Order: Shooter's choice, but RMNBL

Course of Fire: Timer will start after the shooter says **"Let's set a record!"**

- ATB, using the gun of choice, engage the targets as follows:
- With pistols, sweep the five pistol targets twice, both times from the same direction. Reholster pistols if not shot last. First pistol may either be holstered or placed on the table after firing if pistols are shot last.
- With rifle, sweep the five rifle targets twice, both times from the same direction. Restage rifle and make safe with action open and clear.
- Engage KD shotgun targets any order until down. Restage shotgun and make safe.
- Stage complete.



Illowa Irregulars May 2023 Shoot – 21 May 2023

Stage 2 – *Treating Both Sides Equally*

Ammo requirements/Gun staging:

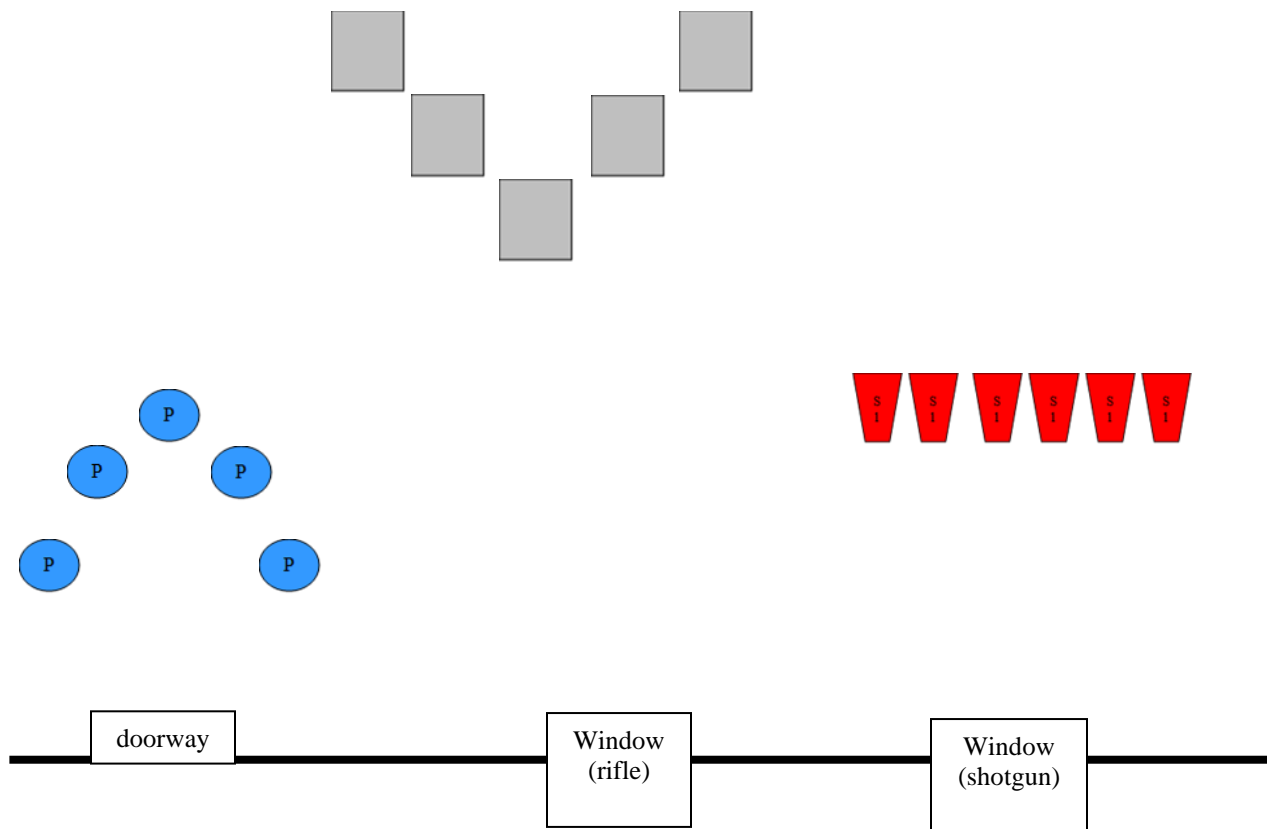
- 10 Pistol – 5 rounds each/holstered or staged on table in doorway
- 10 Rifle – Staged left window
- 6 Shotgun – Staged Right window

This is a variation of a 2-1-2 sweep but let's make sure we treat both sides equally.

Starting Position: Leaning against a post outside left doorway, arms folded across your chest.
Shooting Order: Pistols, Rifle, Shotgun

Course of Fire: Timer will start after the shooter says ***“2-1-2 to the left and 2-1-2 to the right”***.

- ATB, move to the doorway and, starting on the **center (nearest)** target, with the first 5 rounds engage the **left** three pistol targets in a 2-1-2 sweep. With the last 5 rounds start on the **center (nearest)** target and engage the **right** three pistol targets in a 2-1-2 sweep.
- Move to left window and with rifle engage the rifle targets same instructions as pistol.
- Move to right window and engage KD shotgun targets any order until down. Stage complete.



Illowa Irregulars May 2023 Shoot – 21 May 2023

Stage 3- A Little Exercise (And a Math Lesson) Is in Order!

Ammo requirements/Gun staging:

- 10 Pistol – 5 rounds each/holstered
- 10 Rifle – Staged in trough outside doorway
- 4 Shotgun - Held in both hands in window

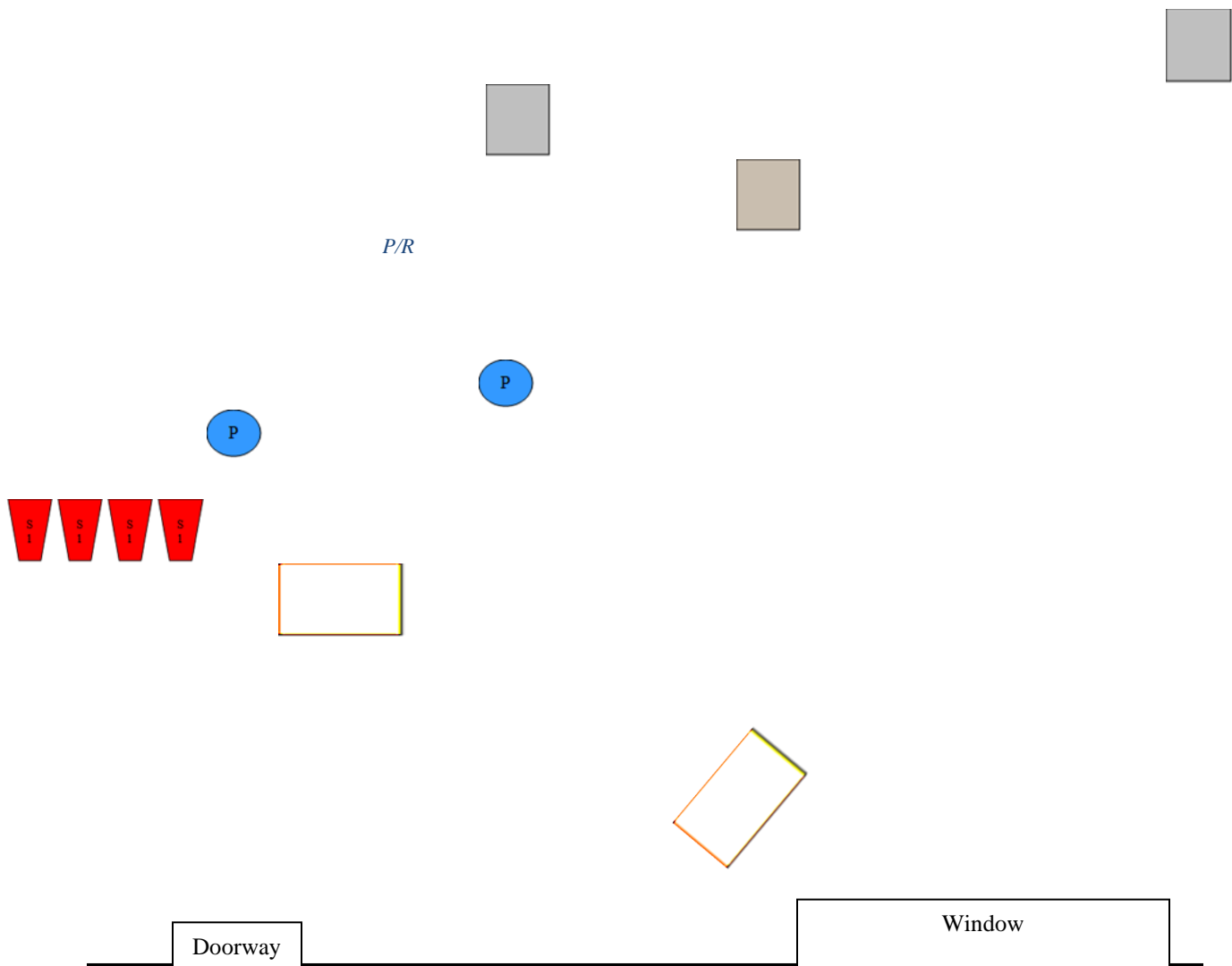
Every match should have a stage where there's a little running and gunning. What better way to get a little exercise while sharpening your math skills!

Starting Position: In window, both hands holding shotgun

Shooting Order: Shotgun, Rifle, Pistols

Course of Fire: Timer will start after the shooter says ***“Two and three is five”***

- ATB, with shotgun engage KD shotgun targets any order until down. Restage shotgun safely in window.
- With rifle, starting on either end engage three rifle targets in a 2-3-5 sweep. Make rifle safe in trough (shooter may also carry rifle to downrange table and make safe).
- Move to downrange table and engage pistol targets same instructions as rifle. Stage complete.



Illowa Irregulars May 2023 Shoot – 21 May 2023

Stage 4 – *Well, That's Not a Good Sign!*

Ammo requirements/gun staging:

10 Pistol – 5 rounds each/holstered

10 Rifle – Staged in left window

4 Shotgun – Staged in right window

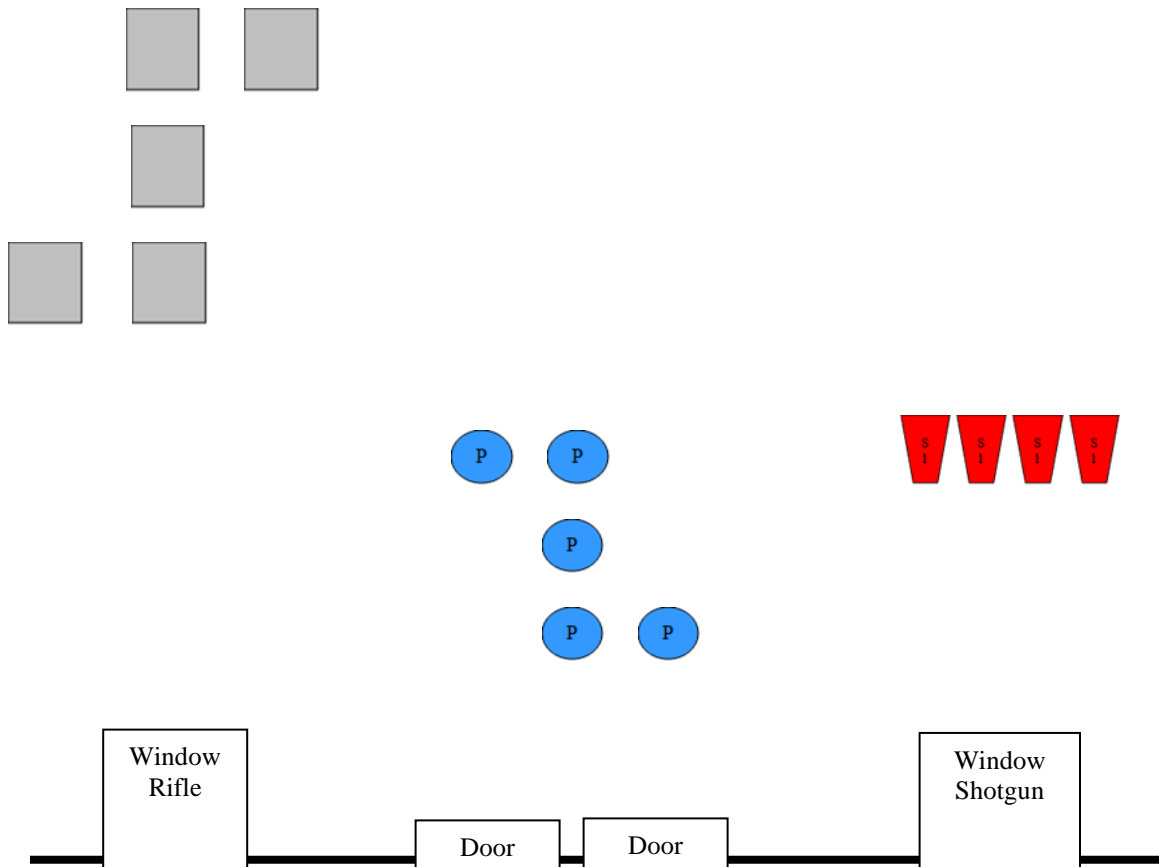
It's always a good idea to pay attention to your surroundings so nothing sneaks up on you. This stage starts by testing your skills of perception!

Starting Position: Standing behind rifle with one hand on your hip and the other pointing at the small sign

Shooting Order: Rifle, Pistol, Shotgun

Course of Fire: Timer will start after the shooter says *“Well, that's not a good sign!”*

- ATB, engage rifle targets by placing one round on each of the three vertical targets and then double tapping either outside target, then one round on each of the three vertical targets and double tapping the **other** outside target.
- Engage Pistol targets from either doorway, same instructions as rifle
- Shotgun: Engage KD shotgun targets any order until down.
- Stage complete.



Illowa Irregulars May 2023 Shoot – 21 May 2023

Stage 5 – *Let's Play a Little Blackjack!*

Ammo requirements/gun staging:

- 10 Pistol – 5 rounds each/holstered
- 10 Rifle – Staged in doorway
- 4 Shotgun – Staged on table in right opening

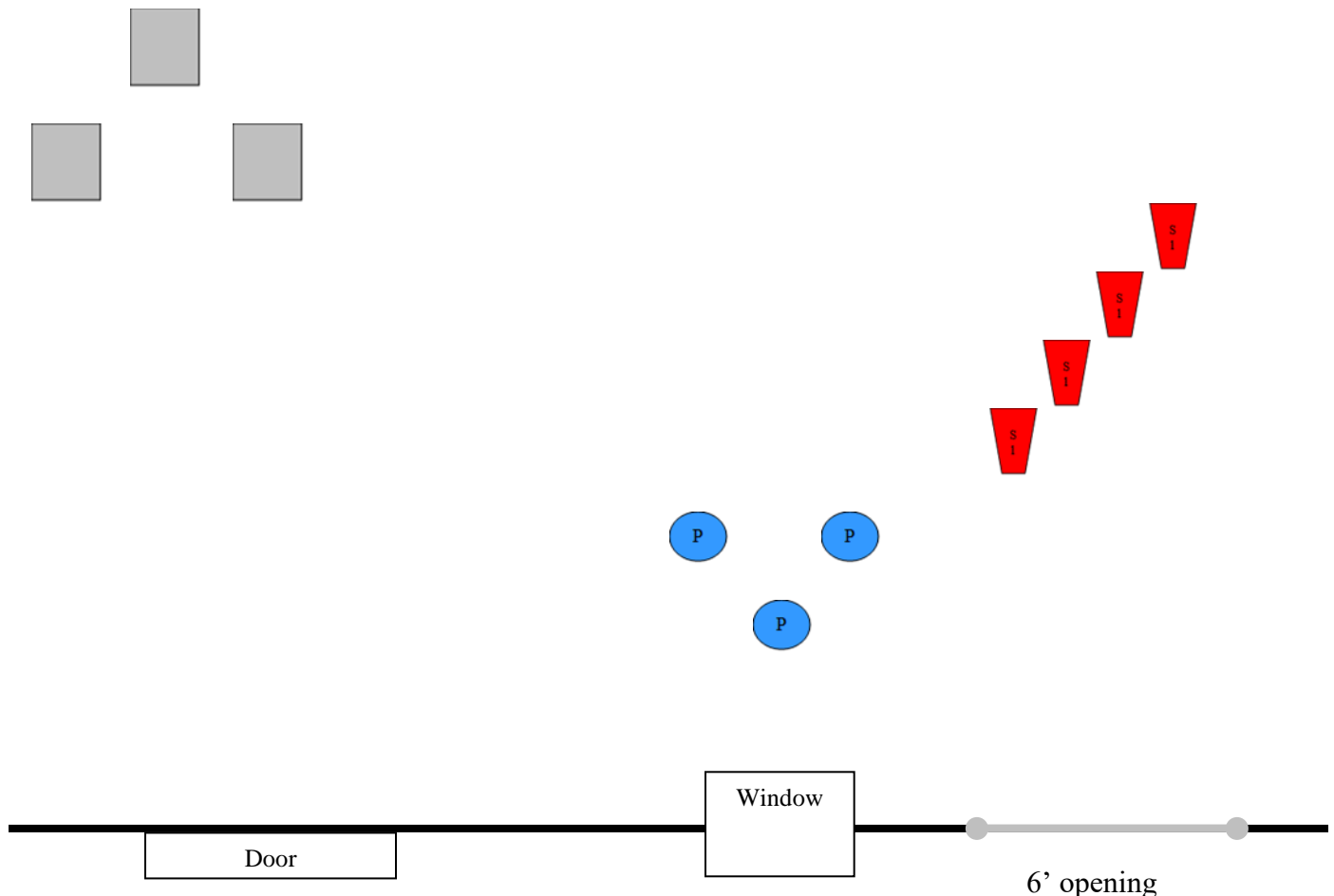
Card games are always fun, so we're going to take a break and play a little blackjack. Hope you have a good hand on this stage!

Starting Position: Holding a deck of cards in both hands in left doorway

Shooting Order: Rifle, Pistols, Shotgun

Course of Fire: Timer will start when the shooter says ***"Shut up and deal!"***

- ATB, drop the cards and engage rifle targets with a continuous double tap Blackjack Sweep in either direction (a double tap Nevada Sweep starting on the **middle** target)
- Pistols: Engage pistol targets same sequence as rifle.
- Engage KD shotgun targets any order until down. Stage complete.



Stage 6– *We Love the Open Range!*

Ammo requirements/gun staging:

- 10 Pistol – 5 rounds each/holstered.
- 10 Rifle – Staged on table in right window
- 4 Shotgun – Staged on table in doorway

There's nothing like the open range! While there's not a lot of open range right here, at least we can shoot an Open Range Sweep.

Starting Position: Standing behind gun of choice, hands at SASS default

Shooting Order: Shooter's choice, but RMNBL

Course of Fire: Timer will start when the shooter says *"I love the open range!"*

- ATB, engage targets with gun of choice.
- Pistols: Engage pistol targets in an Open Range Sweep (single tap the center target, then triple tap all three targets starting on either end (i.e., P2, P1, P1, P1, P2, P2, P2, P3, P3, P3 or P2, P3, P3, P3, P2, P2, P2, P1, P1, P1))
- Rifle: Same sequence as pistols.
- Engage KD shotgun targets until down. Stage complete.

