

Stage 1 - Reverse Badger Sweep

Ammo requirements:

10 Pistol – 5 rounds each, hammer down on empty chamber, holstered.

10 Rifle – Loaded, hammer down on empty chamber, staged in the left window.

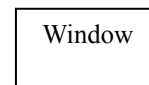
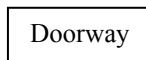
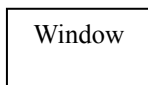
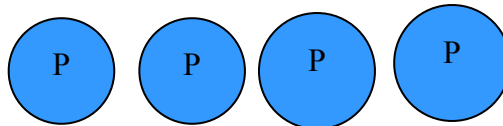
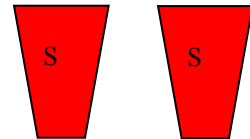

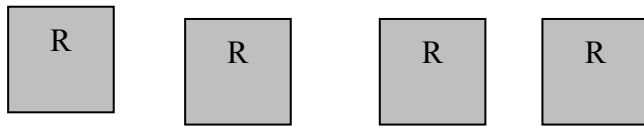
4+ Shotgun – Empty, action open, rounds on person, staged in either window.

Shooting Order: *Shooters choice. Rifle may not be last.*

Starting Position: *Either window or door. Hands on hat.*

Course of Fire: Timer will start when the shooter says “*Reverse Badger*”

- Targets are numbered from either end.
- At the beep, engage rifle, pistol, or shotgun targets as follows:
- Engage rifle targets: 1234,123,12,1
- Engage shotgun targets two from each window, makeups can be made from anywhere.
- From the doorway, engage pistol targets same as the rifle.



Stage 2 - Oregon Trail on Three

Ammo requirements:

10 Pistol – 5 rounds each, hammer down on empty chamber, holstered.

10 Rifle – Loaded, hammer down on empty chamber, staged in LEFT window.

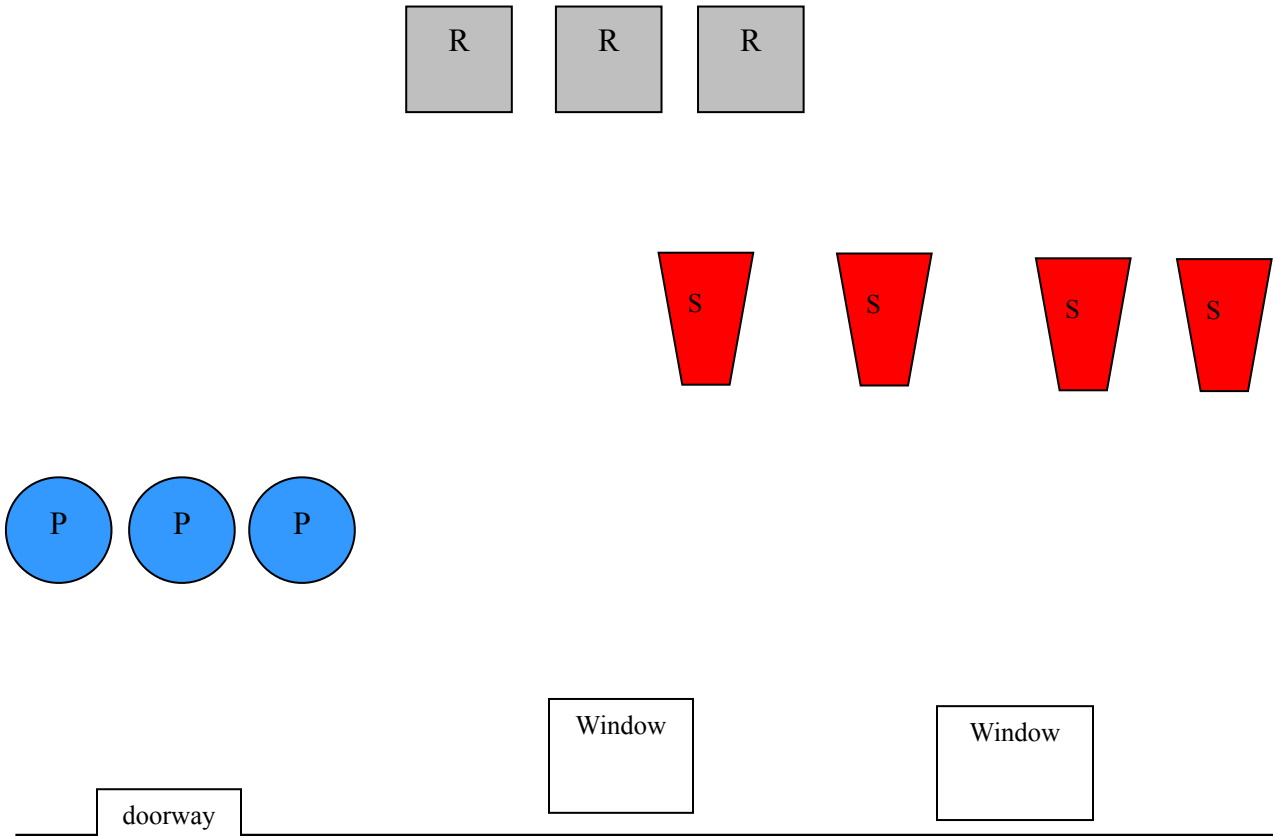
4+ Shotgun –Empty, action open, rounds on person, staged in the RIGHT window.

Shooting Order: *Shooters choice. Rifle must not be last.*

Starting Position: *Either of the windows or door. Both hands touching gun(s).*

Course of Fire: Timer will start when the shooter says “*Oregon Trail*”

- Targets are numbered from either end.
- Pistol: From the doorway, engage targets as follows: Starting from either end. 11123,32111. (Oregon Trail Sweep on three instead of five targets.)
- Rifle: Engage rifle targets same as pistols.
- Shotgun: Engage shotgun targets in any order until down.



Stage 3 - Creeker Sweep

Ammo requirements:

10 Pistol – 5 rounds each, hammer down on empty chamber, holstered.

10 Rifle – Loaded, hammer down on empty chamber, staged in the window.

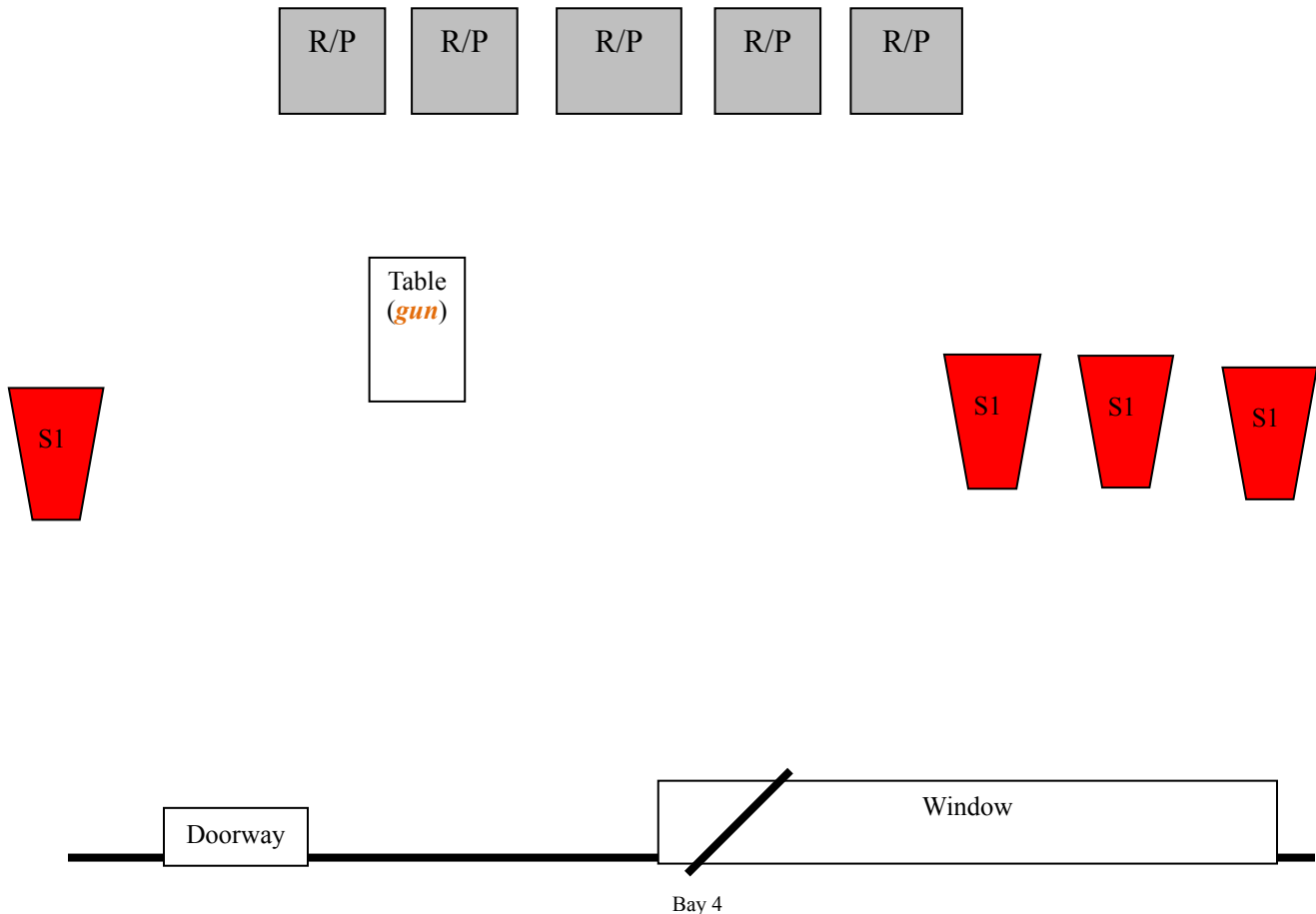
4+ Shotgun – Empty, action open, rounds on person, staged in the window.

Shooting Order: *Rifle or Shotgun first, then other long gun, and Pistols last.*

Starting Position: *Leaning against any post with arms crossed over your chest.*

Course of Fire: Timer will start when the shooter says “*Creeker, here I come.*”

- Shotgun: From the window shoot one target on right, then the left target, then the remaining right two targets. Make shotgun safe.
- Rifle : From the window engage the rifle targets in a Creeker Sweep: 33,15,33,24,33. Make rifle safe.
- Pistol: Move through the doorway. From anywhere past the doorway to the Table, engage the targets same as the rifle.



Stage 4 – Anchored Progressive

Ammo requirements:

10 Pistol – 5 rounds each, hammer down on empty chamber, holstered.

10 Rifle – Loaded, hammer down on empty chamber, staged in either window.

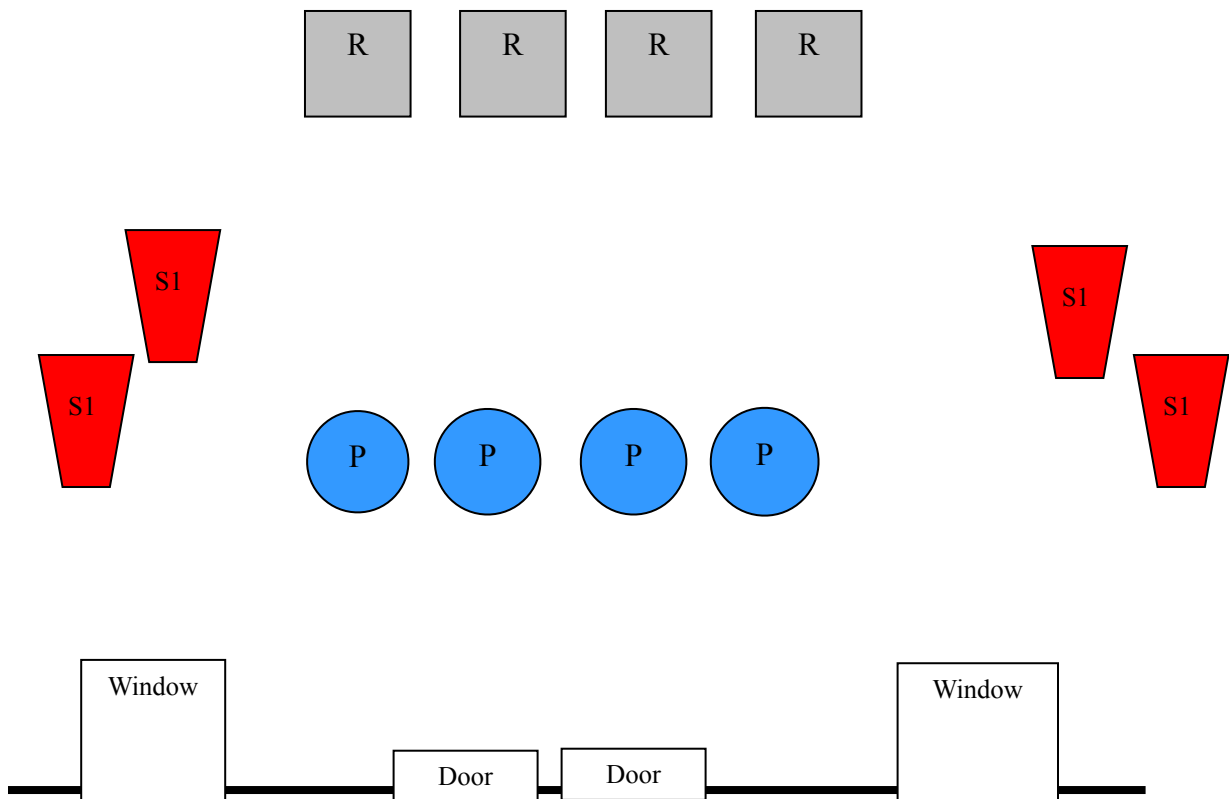
4+ Shotgun – Empty, action open, rounds on person, staged in either window.

Shooting Order: *Shooters Choice, rifle may not be last.*

Starting Position: Shooter starts with both hands touching gun(s) of choice at chosen starting position.

Course of Fire: Timer will start when the shooter says “Anchored Progressive Sweep?”

- Targets may be numbered from either end.
- Pistol: From either doorway, engage the targets in an anchored progressive sweep (41,422,4333,4).
- Rifle: Engage rifle targets same as the pistols.
- Shotgun: Engage two shotgun targets from each window, make ups from either window.



Stage 5 – Cave Man Sweep

Ammo requirements:

10 Pistol – 5 rounds each, hammer down on empty chamber, holstered.

10 Rifle – Loaded, hammer down on empty chamber, staged on counter left of post.

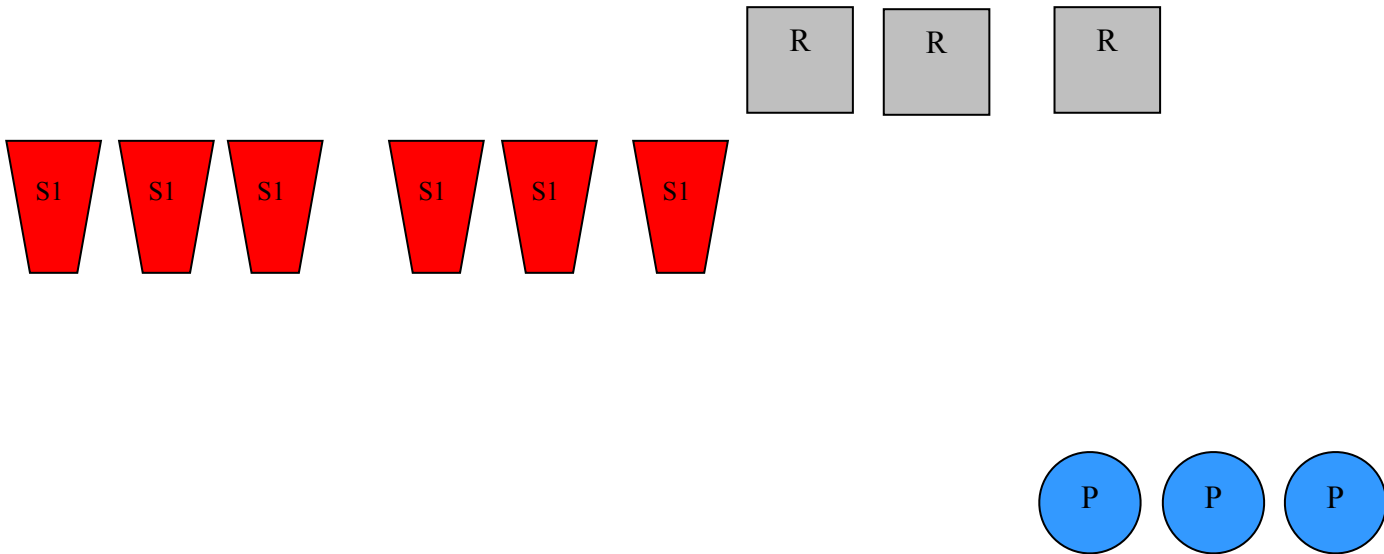
6+ Shotgun – Empty, action open, rounds on person, staged on counter left of post.

Shooting Order: *Shooters Choice, rifle may not be last.*

Starting Position: Standing behind the counter, hands on belt buckle.

Course of Fire: Timer will start when the shooter says “*Caveman Sweep*”

- Rifle: From the left of the post, engage the rifle targets in a Caveman Sweep (123,11,22,111) starting from either end.
- Pistols: From the right of the post, engage the pistol targets the same as the rifle.
- Shotgun: From the left of the post, engage the six shotgun targets until down.



Post

Stage 6 – Two in One Sweep

Ammo requirements:

10 Pistol – 5 rounds each, hammer down on empty chamber, holstered.

10 Rifle – Loaded, hammer down on empty chamber. Staged in doorway.

2+ Shotgun – Empty, action open, rounds on person, staged in left window.

Shooting Order: *Shooters Choice, rifle may not be last.*

Starting Position. At chosen starting position. Hands touching window or door frame.

Course of Fire: Timer will start when the shooter says “*Two in One Sweep*”

- Engage the two shotgun targets until down.
- Rifle: From the doorway. Engage targets as follows: from either end, a 12345 sweep, then a single Nevada Sweep on the middle three targets, starting on any of the three middle targets (for example:23432).
- Pistols: From the right window engage the pistol targets the same as the rifle targets.

